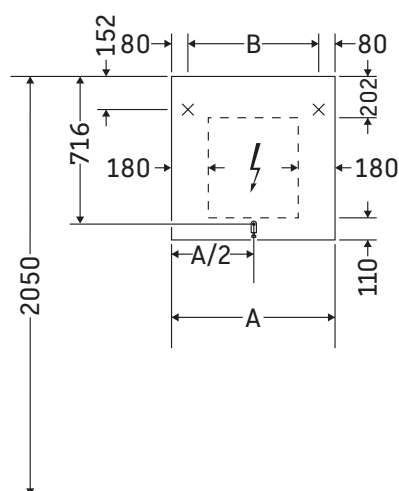


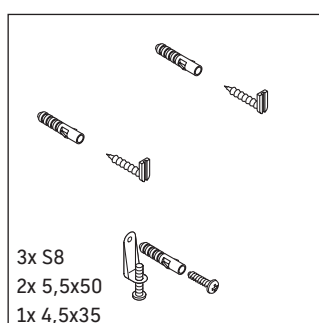
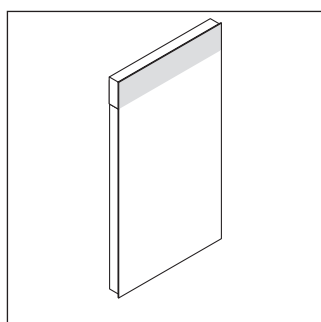
# DuraStyle

# # DS 7267

## Mounting instructions



A	B
mm	mm
600	436



## Instructions for use

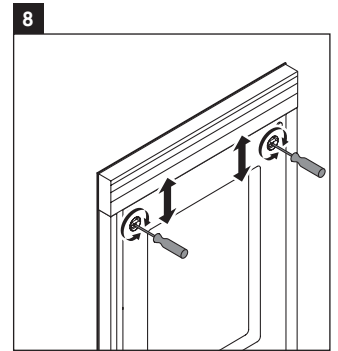
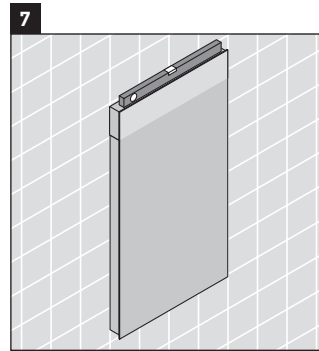
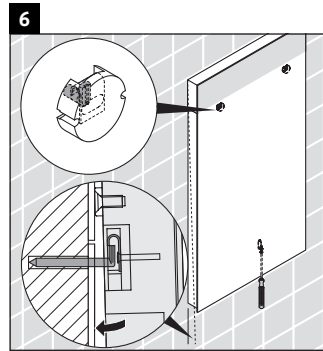
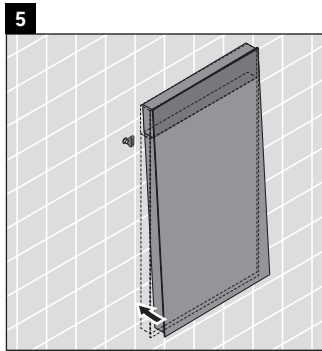
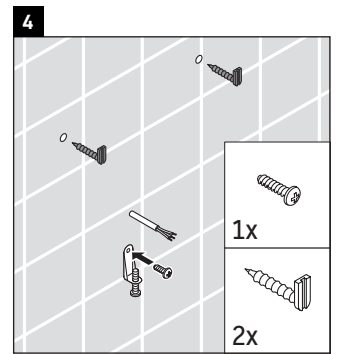
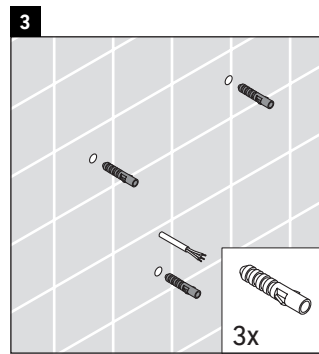
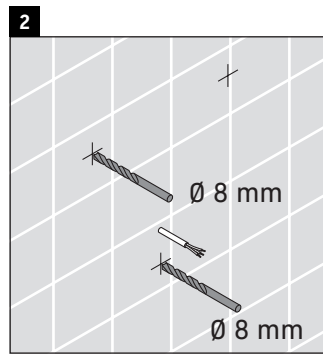
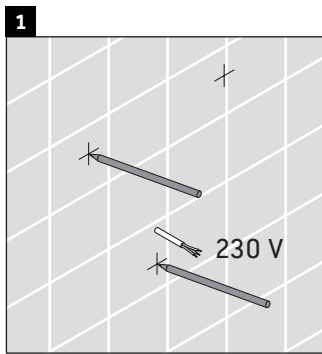
The bathroom furniture range complies with the standards and guidelines applicable at the time of delivery and is designed for use in bathrooms.

Direct contact with water should be avoided, for example, when showering.

A power supply of 110 V – 230 V must be available on site.

Distance from the sensor to the reflecting surfaces = > 75 mm.

We reserve the right to make technical improvements and design modifications to the products illustrated.



---

**Mounting instructions** for bathroom furniture with a power supply



Safety

2



Electrical installation

3



Mounting

4



## Intended use

The mounting instructions come as part of the Duravit product and are aimed at people who carry out the electrical installation for the product. You must read through the mounting instructions carefully and they must be available at all times.

## Target readership and qualifications

The electrical installation may only be carried out by qualified electricians.

## Protection rating of Duravit products

The protection rating of Duravit products with a power supply complies with the IP 44 standard as a minimum.

## Protection class of wall lights

Protection class	Connecting cable
I	H05VV-F, 3x 1.5 mm <sup>2</sup>
II	H03VV-F, 2x 0.75 mm <sup>2</sup>

## Standards and directives

Duravit products comply with the CE marking directives:



## Icons and symbols

Symbol	Meaning
<b>i</b>	This symbol highlights useful and important information.
<b>s</b>	Seconds
<b>&gt;</b>	Action required

## Safety instructions

### Danger to life

Contact with electricity may lead to an electric shock.

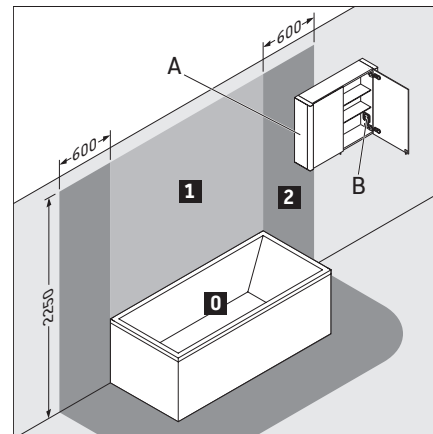
- > Carry out the electrical installation in accordance with the national, European and international directives and standards.
- > Observe protection zones for wet rooms in accordance with country-specific standards, local regulations and low voltage guidelines.
- > Connect the electrics using a ground fault circuit interrupter (GFCI) in wet rooms or other specially equipped rooms.
- > Disconnect electrical components from the power supply before the installation.
- > Check that all components are de-energised.
- > Prevent the power supply from being switched on accidentally.

### Penetration of foreign bodies and water

Foreign bodies or water in equipment lead to a short circuit that may cause damage to the product.

- > Observe the protection zones for Duravit products.

### Protection zones



- A** A mirror cabinet with an IP 44 rating may protrude into zone 2.
- B** A socket in a mirror cabinet must be mounted outside the zones.

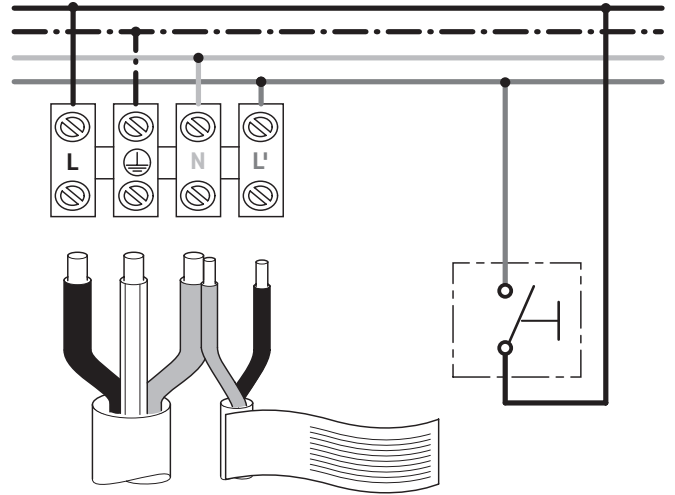


## Electrical installation for protection class I

### Electrical connection



### Optional connection of an external button

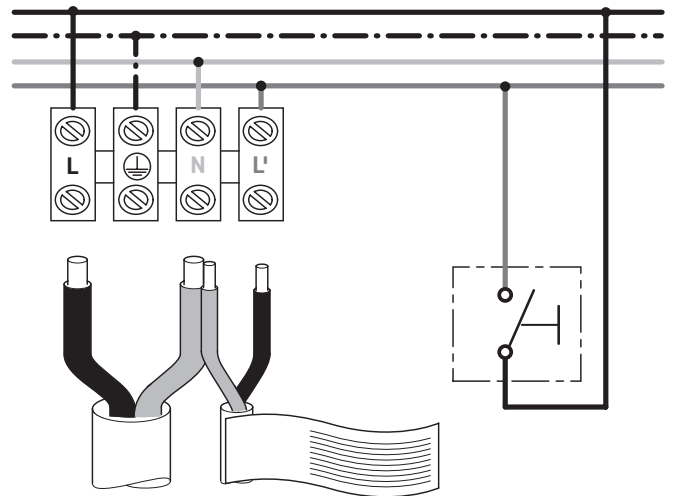


## Electrical installation for protection class II

### Electrical connection



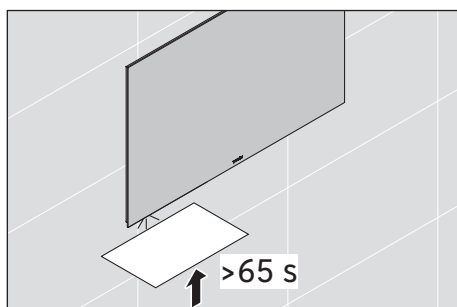
### Optional connection of an external button



## Measuring mode

The control unit has a measuring mode. Once the measuring mode is active, the light is switched on again automatically 90 seconds after it has been switched off.

- i** The measuring mode may be triggered during an installation under voltage by accidentally actuating the touch LED/infrared switch continuously.
- > Actuate the touch LED/infrared switch for longer than 65 seconds to activate the measuring mode. Use a reflective object (paper) for the infrared switch.



The light flashes 6 times.

- > Actuate the touch LED/infrared switch again for more than 65 seconds to deactivate the measuring mode. Use a reflective object (paper) for the infrared switch.

The light flashes 4 times.

---

LED-Dimmfunktion  
LED-Dimming function  
Variateur déclaiage LED  
LED dimfunctie  
Funzione dimmer per LED  
Funcion regulacion de intensidad del LED  
Função de regulação da intensidade da luz LED  
LED-dæmpfunktion  
LED-himmennystoiminto  
LED-dimmefunksjon  
LED-dimmfunktion  
LEDi dimmerifunksioon  
Funkcja ściemniania diod LED  
Функция диммирования светодиодов  
Funkce stmívání LED  
Funkcia stlmenia LED diód  
LED fényerősség szabályzó funkció  
LED funkcija zatamnjenja  
Funcție de reglare LED  
Zatemnitvena funkcija LED  
LED функция за затъмняване  
LED gaismas intensitātes regulēšanas funkcija  
LED ryškumo reguliavimo funkcija  
LED aydınlatma fonksiyonu  
LED 调光功能  
LED 밝기 조절 기능  
LED 弱光機能  
LED وظيفة التعتيم



Technische Verbesserungen und optische Veränderungen an den abgebildeten Produkten behalten wir uns vor.  
We reserve the right to make technical improvements and enhance the appearance of the products shown.  
Nous nous réservons le droit d'apporter des améliorations techniques et de modifier l'apparence visuelle des produits présentés.  
Technische verbeteringen en optische wijzigingen ten opzichte van de afgebeelde producten voorbehouden.  
Con riserva di apportare modifiche tecniche.  
Nos reservamos el derecho de realizar modificaciones técnicas y de aspecto de los productos representados.  
Reservamo-nos o direito a melhoramentos técnicos e a alterações ao nível visual dos produtos ilustrados.  
Vi förbeholder os ret til tekniske forbedringer og ændringer af de viste produkter.  
Pidätämme oikeuden kuvattujen tuotteiden teknisiin ja ulkonäköä koskeviin muutoksiin.  
Vi förbeholder oss retten til tekniske forbedringer og optiske endringer av de avbildede produktene.  
Vi förbehåller oss rätten till tekniska förbättringar och optiska ändringar hos de avbildade produkterna.  
Me jätame endale esitatud toodetele tehniliste täiustuste ja optiliste muudatuste tegemise õiguse.  
Zmiany techniczne i optyczne prezentowanych produktów zastrzeżone.  
Мы оставляем за собой право на техническое усовершенствование и визуальные изменения изображенных изделий.  
Vyhradujeme si technická zlepšení a optické změny zobrazených výrobků.  
Vyhradzujeme si právo na technické vylepšenia a vizuálne zmeny vyobrazených produktov.  
Az ábrákon szereplő termékek műszaki fejlesztésének és a külső megjelenés változtatásának jogát fenntartjuk magunknak.  
Zadržavamo pravo na tehnička poboljšanja i optičke promjene na prikazanim proizvodima.  
Ne rezervăm dreptul la efectuarea îmbunătățirilor tehnice și a modificărilor optice la produsele din poze.  
Pridrżujemo si pravico do tehničnih izboljšav in optičnih sprememb na prikazanih proizvodih.  
Запазваме си правото за технически подобрения и оптични промени на изображените изделия.  
Saglabājam tiesības veikt tehnisku pilnveidošanu un mainīt attēlos redzamo izstrādājumu vizuālo noformējumu.  
Pasiliekaime teisę daryti techninius patobulinimus ir keisti pavaizduotų gaminių išvaizdą.  
Resimlerde gösterilen ürünlerde teknik iyileştirme ve görünüm değişiklikleri yapma hakkımız saklıdır.  
我们保留图示产品的技术改进和外观修改的权力。  
사진에 제시된 제품에 기술적인 개선 및 디자인 변경이 있을 수 있습니다.  
説明した製品に予告なく技術的あるいはデザイン的な変更を行うことがありますので、ご了承ください。  
نحتفظ بالحق في إجراء تحسينات تقنية وتعديلات بصرية على المنتجات المصورة.